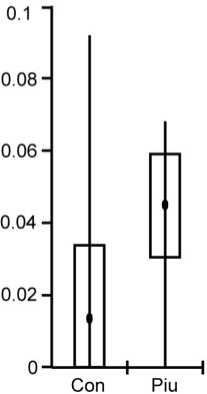
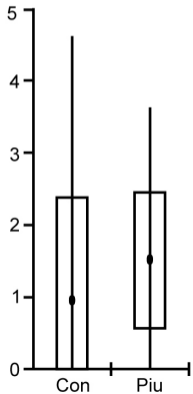


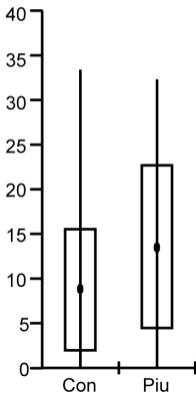
Width of decurrent tissue  
under the most distal  
lateral leaflet (cm)  
measured 0.5 cm below  
the insertion point of leaf  
in the rachis



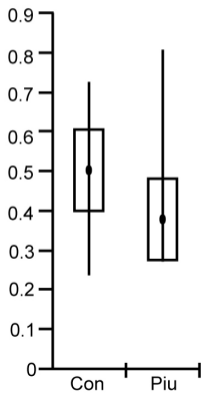
Number of interstitial  
leaflets at base of  
terminal leaflet



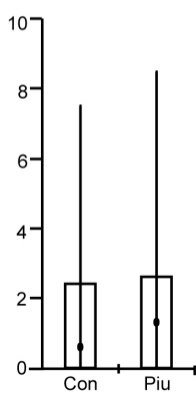
Color of abaxial  
corolla rays



Diameter of stem  
at the middle part  
of the plant



Number of secondary  
interstitial leaflets



SUPPLEMENTARY FIG. 8. Means, ranges, and one standard deviation of the mean for five of the 17 morphological characters determined by Stepwise Discriminant Analysis to discriminate members of ser. *Conicibaccata* from members of ser. *Piurana*.